



XMirror

QSAN Technology, Inc.
www.QSAN.com

© Copyright 2019 QSAN Technology, Inc. All rights reserved. No part of this document may be reproduced or transmitted without written permission from QSAN Technology, Inc.

Edition 1.0 (February 2019)



This edition applies to QSM storage systems. QSAN believes the information in this publication is accurate as of its publication date. The information is subject to change without notice.

Trademarks

QSAN, the QSAN logo, and QSAN.com are trademarks or registered trademarks of QSAN Technology, Inc.

Intel, Xeon, Pentium, Core, Celeron and Intel Inside logo are trademarks of Intel Corporation in the United States and other countries.

Other trademarks and trade names used in this document to refer to either the entities claiming the marks and names or their products are the property of their respective owners.

Notices

The information contained in this document has been reviewed for accuracy. But it could include typographical errors or technical inaccuracies. Changes are made to the document periodically. These changes will be incorporated in new editions of the publication. QSAN may make improvements or changes in the products. All features, functionality, and product specifications are subject to change without prior notice or obligation. All statements, information, and recommendations in this document do not constitute a warranty of any kind, express or implied.

Any performance data contained herein was determined in a controlled environment. Therefore, the results obtained in other operating environments may vary significantly. Some measurements may have been made on development-level systems and there is no guarantee that these measurements will be the same on generally available systems. Furthermore, some measurements may have been estimated through extrapolation. Actual results may vary. Users of this document should verify the applicable data for their specific environment.

This information contains examples of data and reports used in daily business operations. To illustrate them as completely as possible, the examples include the names of individuals, companies, brands, and products.

All of these names are fictitious and any similarity to the names and addresses used by an actual business enterprise is entirely coincidental.

Table of Contents

Notices	i
前言	
关于本指南.....	3
技术支持.....	3
Information, Tip and Caution.....	4
XMirror	5
听众.....	5
介绍.....	5
运作理论.....	6
最佳做法.....	12
结论.....	13
适用于.....	13
Support and Other Resources.....	13
1.1. Getting Technical Support	14
1.2. Documentation Feedback.....	15
Appendix	16
End-User License Agreement (EULA).....	16

前言

关于本指南

本指南将帮助 QSM 用户使用 XMirror 备份和同步数据到不同的 NAS。我们将在下一章介绍如何配置 XMirror。

**CAUTION:**

请勿尝试自行维修，更换，拆卸或升级设备的组件。这样做可能会违反保修条款或在使用不当的情况下遭受触电的情形。请向授权服务人员咨询所有维修事宜 请始终按照本使用说明书中的说明进行操作。

技术支持

您是否有任何疑问或需要帮助解决问题？请联系 QSAN 支持，我们会尽快回复您。

- Via the Web: http://www.qsan.com/en/contact_support.php
- Via Telephone: +886-2-7720-2118 extension 136
(Service hours: 09:30 - 18:00, Monday - Friday, UTC+8)
- Via Skype Chat, Skype ID: qsan.support
(Service hours: 09:30 - 02:00, Monday - Friday, UTC+8, Summertime: 09:30 - 01:00)
- Via Email: support@qsan.com

Information, Tip and Caution

本手册使用以下符号提请注意重要的安全和操作信息。



INFORMATION:

INFORMATION 提供有用的知识，定义或术语以供参考。



TIP:

TIP 为更有效地执行任务提供了有用的建议。



CAUTION:

CAUTION 表示未采取指定操作可能导致系统损坏。

XMirror

听众

本文文件适用于对 XMirror 功能感兴趣的 QSAN 客户和合作伙伴。此文档是基于读者很熟悉 QSAN 产品并具有一般 IT 经验，包括系统或网络管理员的基本知识所设计。如果有任何问题，请咨询用户产品手册，或联系 QSAN 支持以获得进一步的帮助。

介绍

随着近年来备份需求的增加，我们注意到传统的快照复制和远程复制（众所周知的 Rsync）对于客户的多样化环境来说是不够的。因此，我们提供了新的备份功能 - XMirror，这是 QSAN 的独特功能。它为客户提供了更方便的备份/恢复，以及更高的备份传输安全性。

**INFORMATION:**

当数据处于闲置状态时，将触发 XMirror 备份过程，这意味着如果用户继续访问和编辑数据，则数据将不会同步到其他 NAS。

运作理论

我们将介绍 XMirror 的概念和操作，请参阅下面的内容。

区域

XMirror 的概念基于“区域”，XMirror 可以创建一个涉及多个 NAS 活页夹的区域（Max: 8）。然后，XMirror 将自动同步此备份区域中的数据，确保所有活页夹都存储了相同的数据。有关更多 XMirror 操作，请参阅下面的内容。

单向区和双向区

首先，在区域中，有一个名为 - 本地活页夹的活页夹。如果将区域设置为单向同步区域，则此区域的此 NAS 本地活页夹中的任何更改都将同步到其他活页夹，但来自其他活页夹的任何更改都不会同步到此区域的此 NAS 本地活页夹。

但是，如果将此区域设置为双向同步区域，则每个活页夹的任何更改都将与此区域一起同步。

版本回滚

有时用户可能会错误地编辑文件，我们提供版本回滚，这将帮助用户将文件回滚到特定版本。默认版本数为“1”，最大版本数为“64”。每次同步时都会生成一个版本。



INFORMATION:

请注意，本地活页夹的版本回滚只能在双向同步区域中操作，因为版本回滚功能可帮助用户恢复由 XMirror 删除的文件。

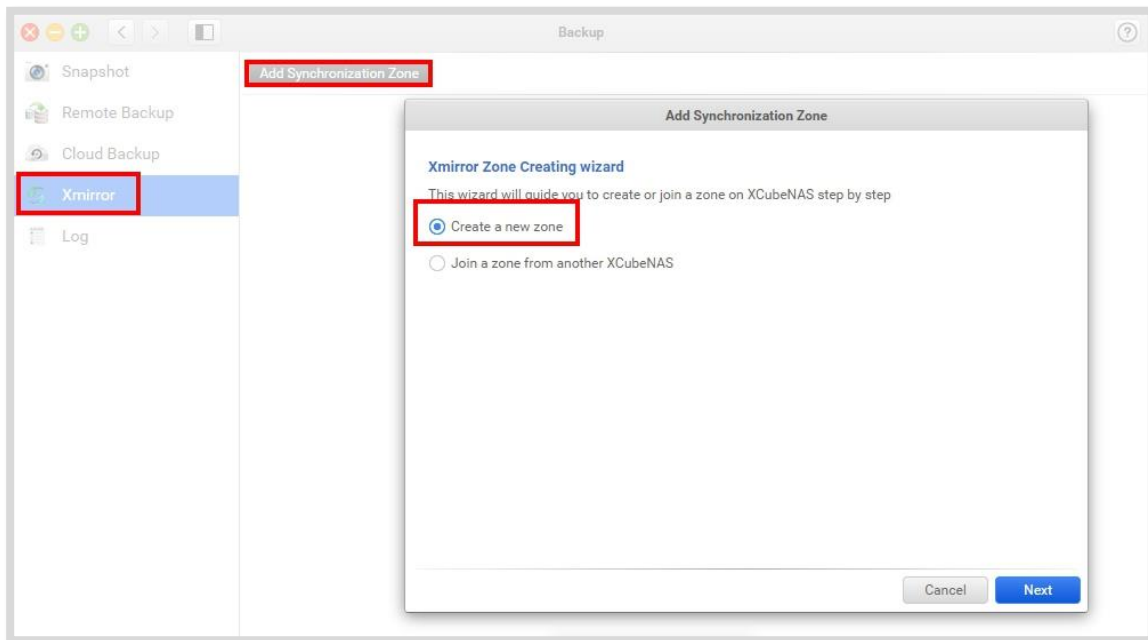
在单向同步区域中，只有远程活页夹中的数据可能被 XMirror 删除。让我们以此为例，如果用户从本地活页夹中删除数据 A，则 XMirror 将确保数据与远程活页夹的一致性，因此远程活页夹中的 dada-A 也将被 XMirror 删除。

配置 XMirror

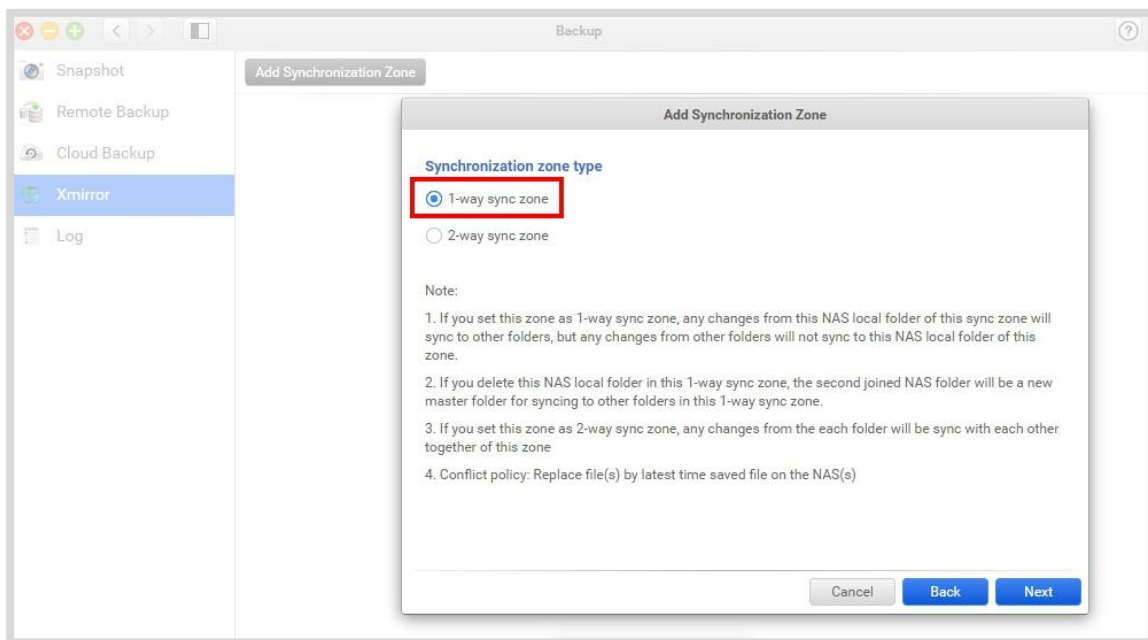
以下是使用两个 XCube NAS 设备创建单向同步和双向同步区域的示例。

设置单向同步

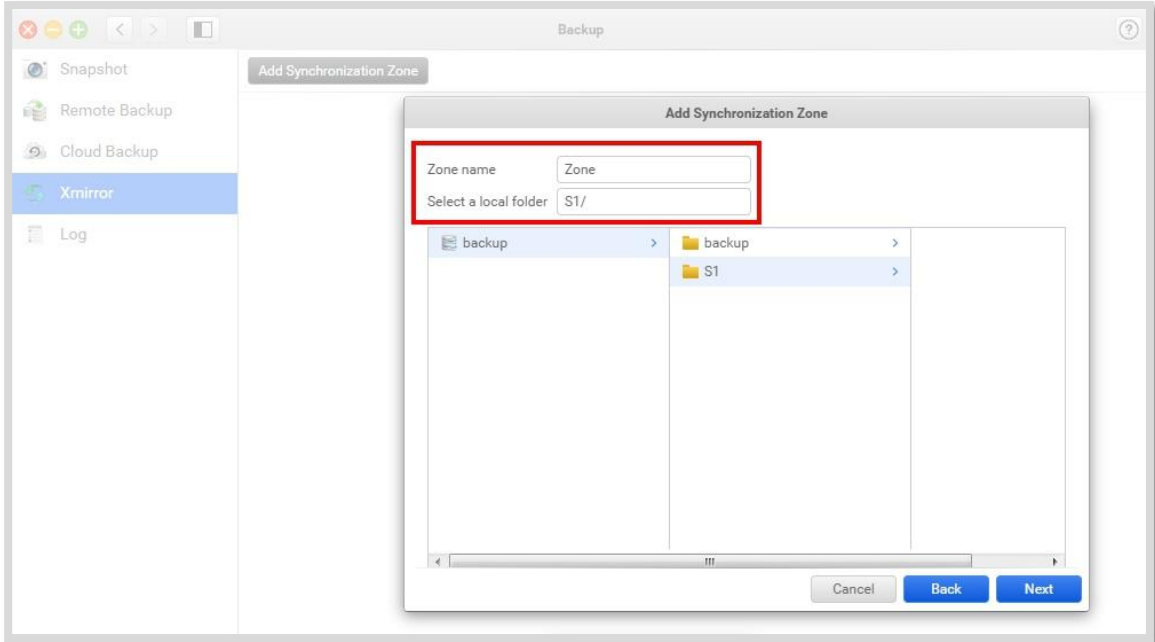
1. 在 Backup APP -> XMirror 中，添加同步区域



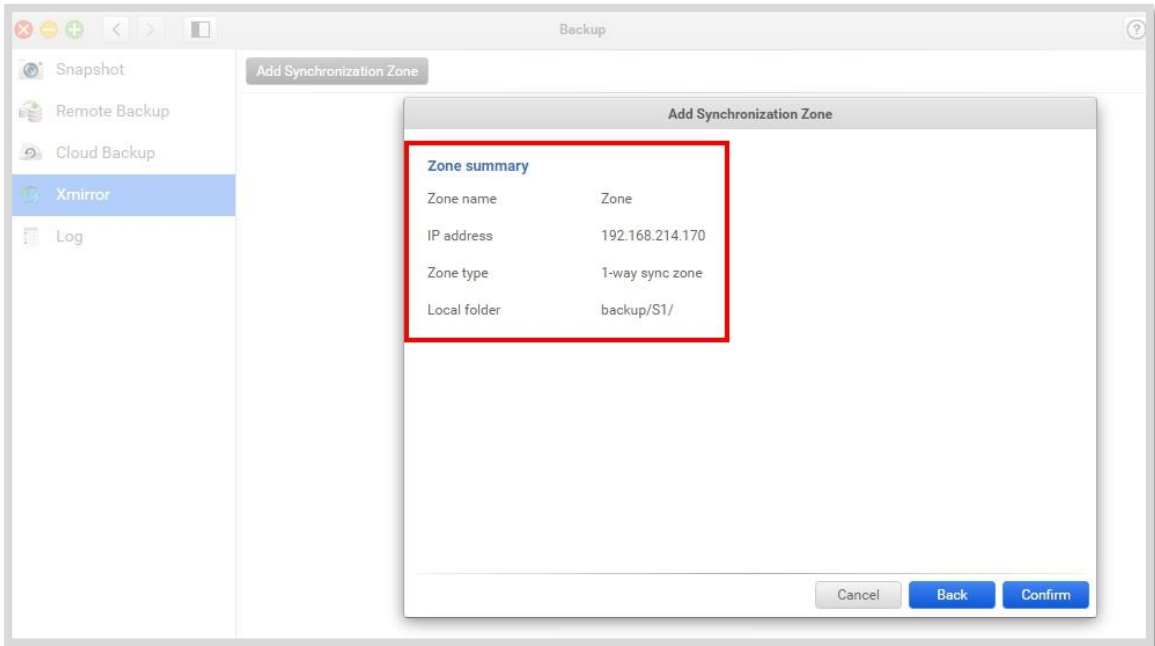
2. 选择单向同步区域



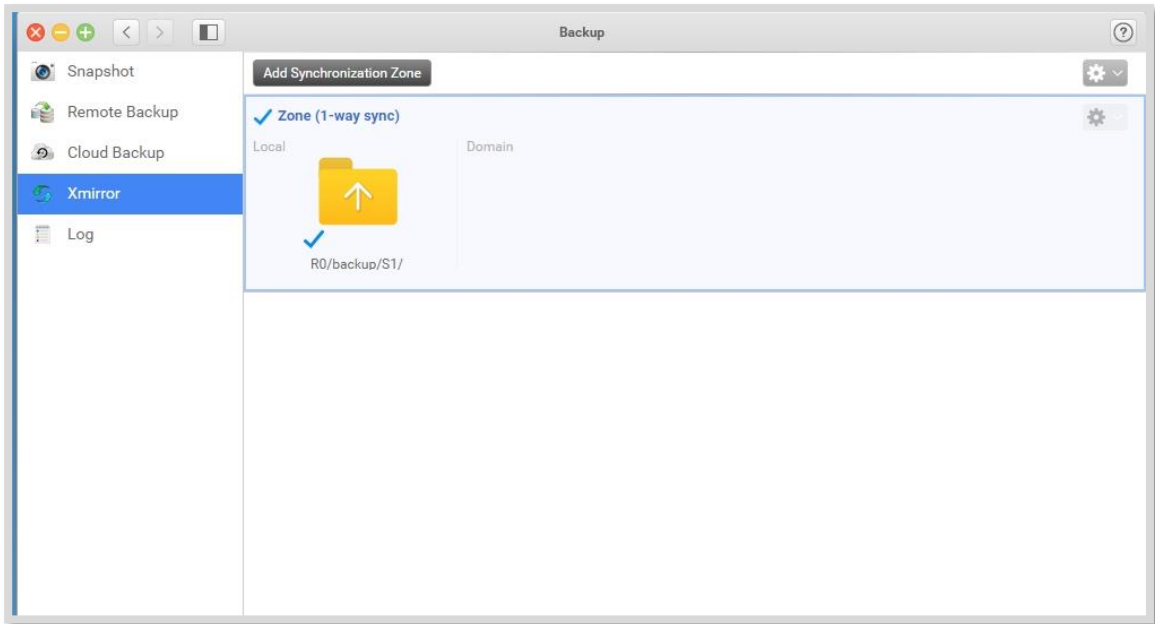
3. 输入区域名称，然后选择本地活页夹



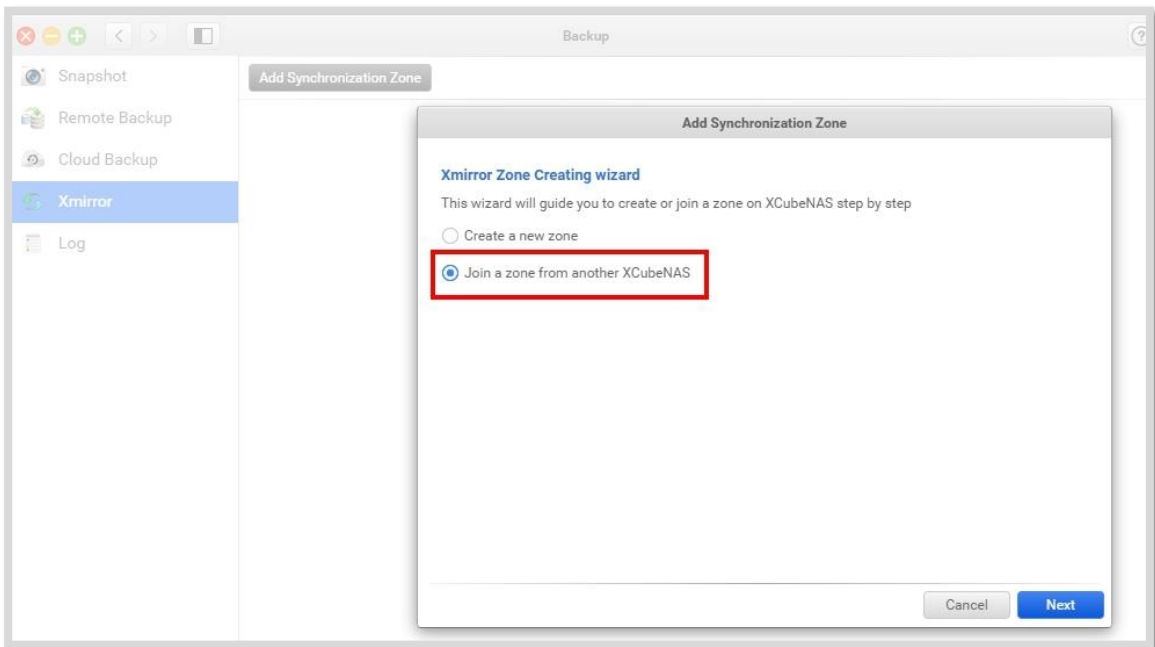
4. 检查区域摘要



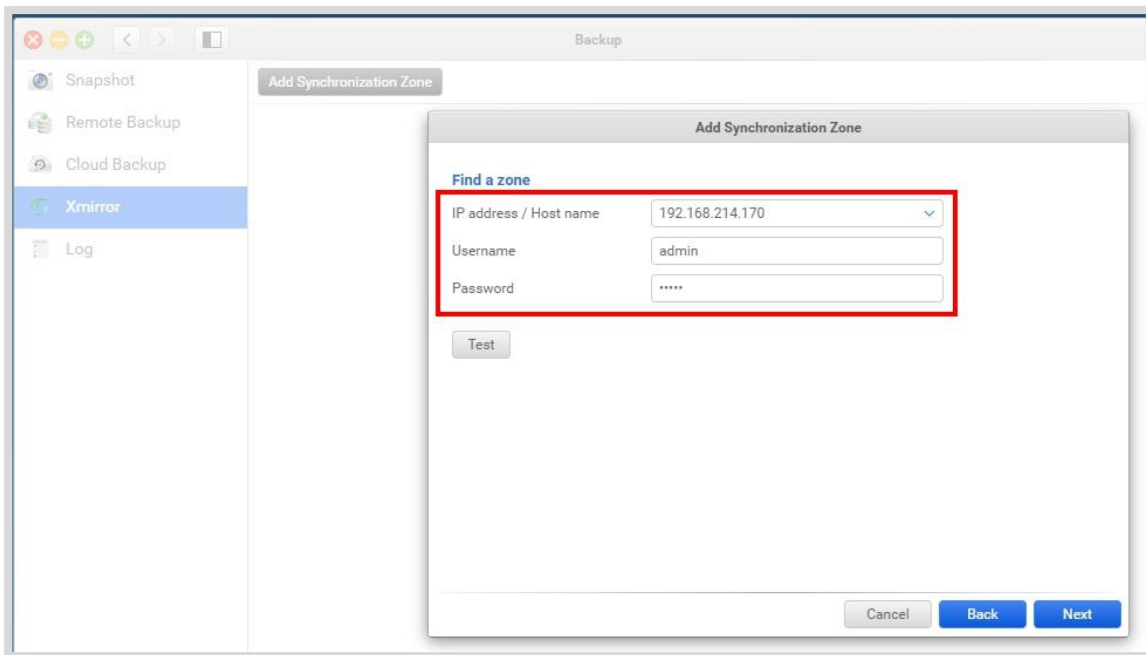
5. 在这里可以看到区域已经创建，然后我们还需要将另一个 NAS 加入到该区域



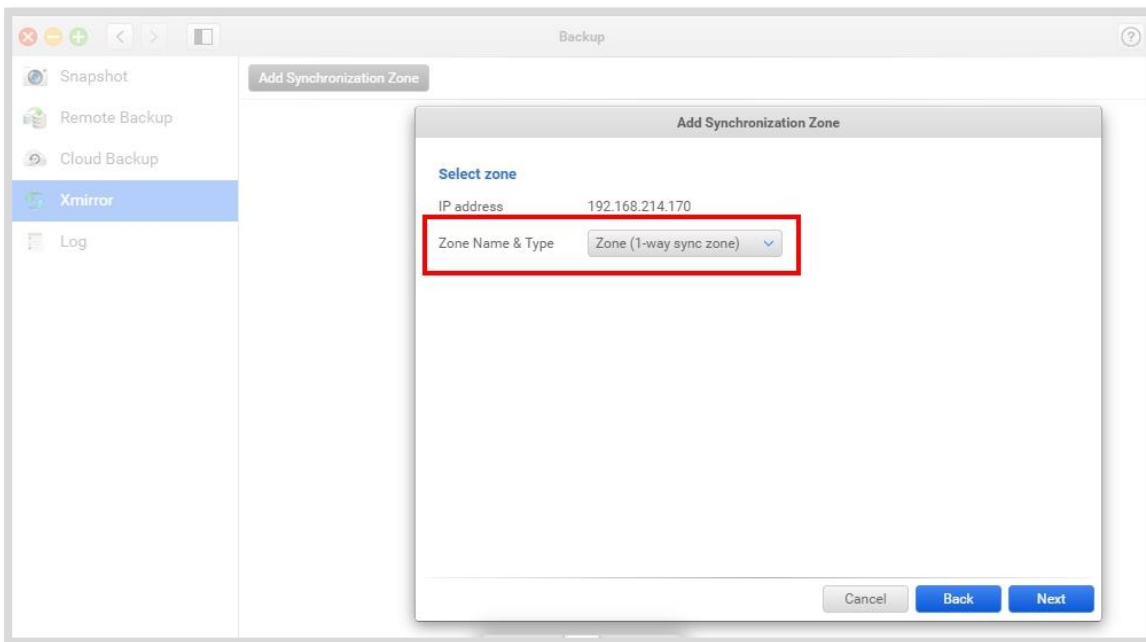
6. 切换到另一个 NAS，然后选择加入 Backup APP -> XMirror 中的区域



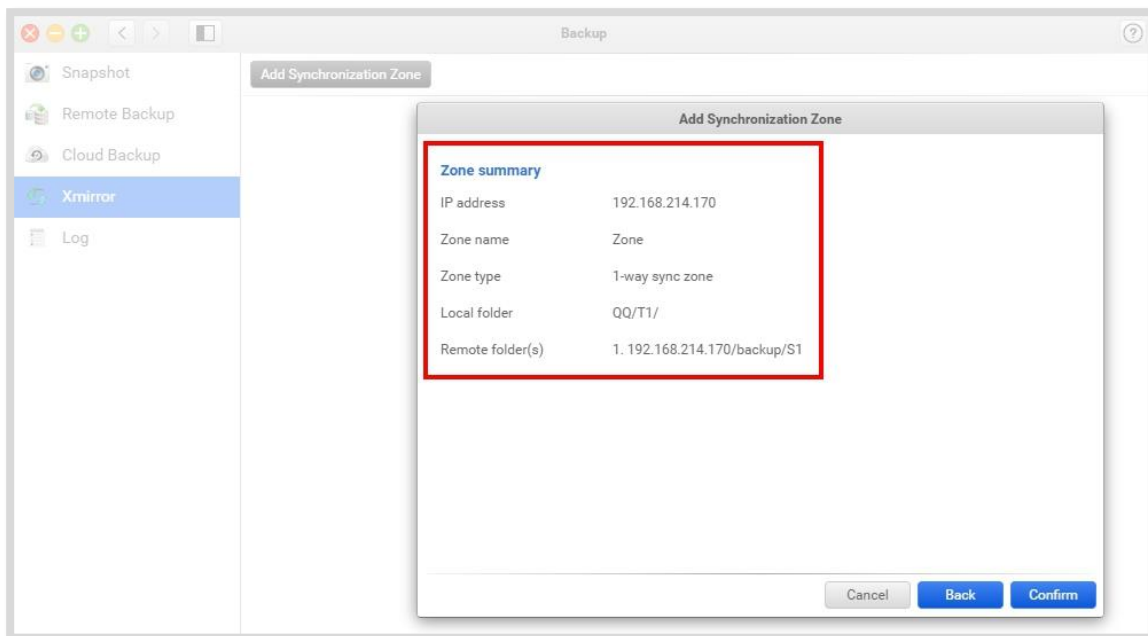
7. 键入我们创建区域的 NAS 的 IP，用户名和密码



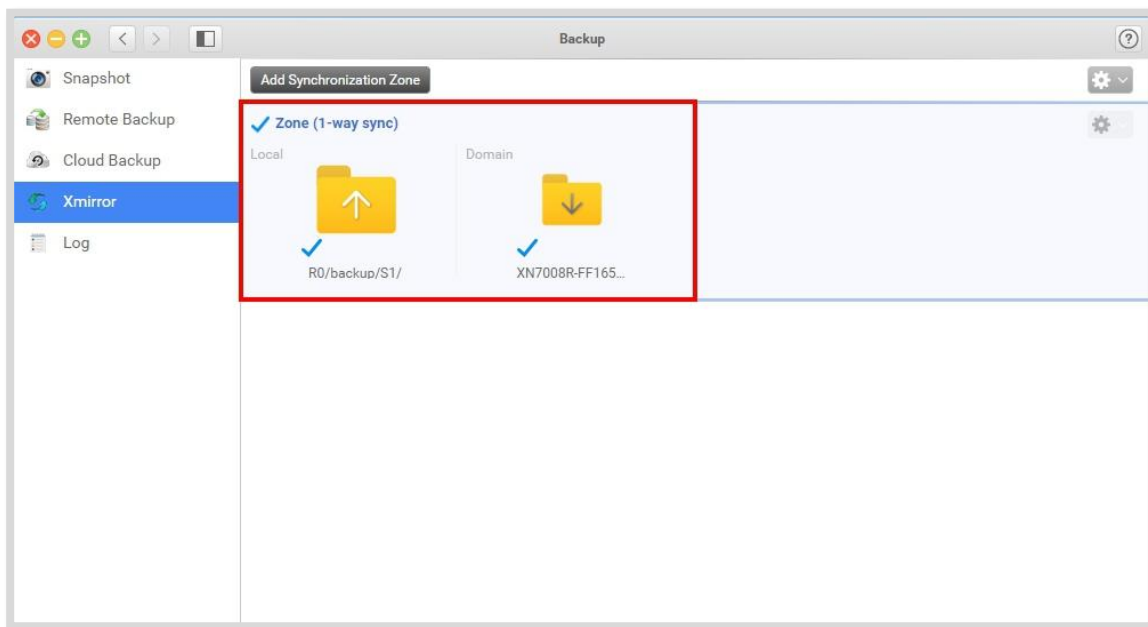
8. 选择区域



9. 再次检查区域摘要

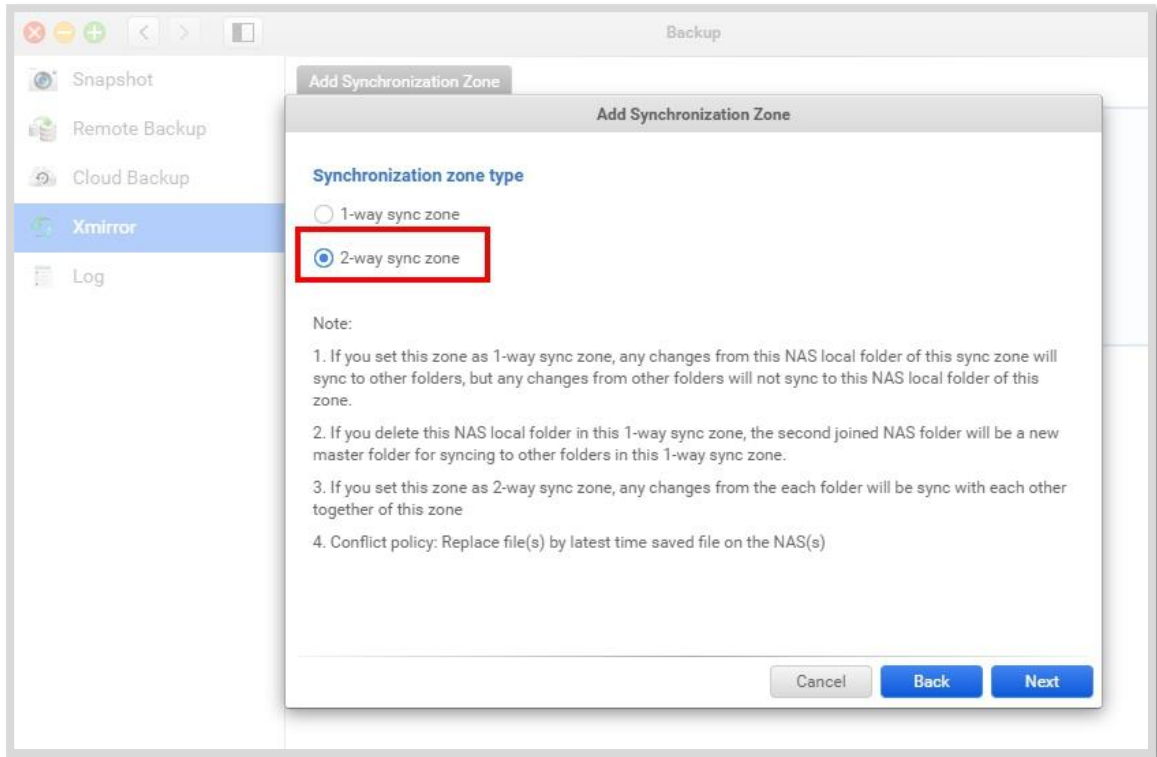


10. 然后我们将看到两个 NAS 都成功在同一个区域



设置双向同步

唯一不同的程序是在 step2 中。设置单向同步，请选择双向同步区域，如下所示。



最佳做法

案例：单向同步与双向同步

单向同步的优点是它可以自动保持数据同步到多个远程活页夹，如果其中一个远程活页夹出现数据丢失问题或黑客问题，它不会影响本地活页夹或其他远程活页夹中的数据。

但是，如果本地活页夹中有任何数据损坏导致数据丢失问题，我们可以轻松地使用远程活页夹上的版本回滚功能。这可以满足大多数对数据安全性和重要性要求很高的用户。

但对于双向同步，我们可以轻松地使该区域中的所有活页夹自动拥有相同的数据，当修改数据时将同步到其他活页夹。这将有助于一些需要在其环境中同步相同数据的协同工作团队。然后，双向同步可以大大减少耗时，从而提高工作效率。

结论

XMirror 提供单向同步，双向同步和版本回滚功能。用户可以根据他们的需求在其环境中配置 XMirror 区域。并且还回滚到以前的版本以恢复数据。同步区域概念使 XMirror 可以满足大多数备份需求的用户。

适用于

QSM FW 1.0.0 和之后的版本。

Support and Other Resources

1.1. Getting Technical Support

After installing your device, locate the serial number on the sticker located on the side of the chassis and register your product at partner.qsan.com/ (End-User Registration). We recommend registering your product in QSAN partner website for firmware updates, document download, and latest news in eDM. To contact QSAN Support, please use the following information.

1. Via the Web: http://www.qsan.com/en/contact_support.php
2. Via Telephone: +886-2-77
3. -2118 extension 136
(Service hours: 09:30 - 18:00, Monday - Friday, UTC+8)
4. Via Skype Chat, Skype ID: qsan.support
(Service hours: 09:30 - 02:00, Monday - Friday, UTC+8, Summertime: 09:30 - 01:00)
5. Via Email: support@qsan.com

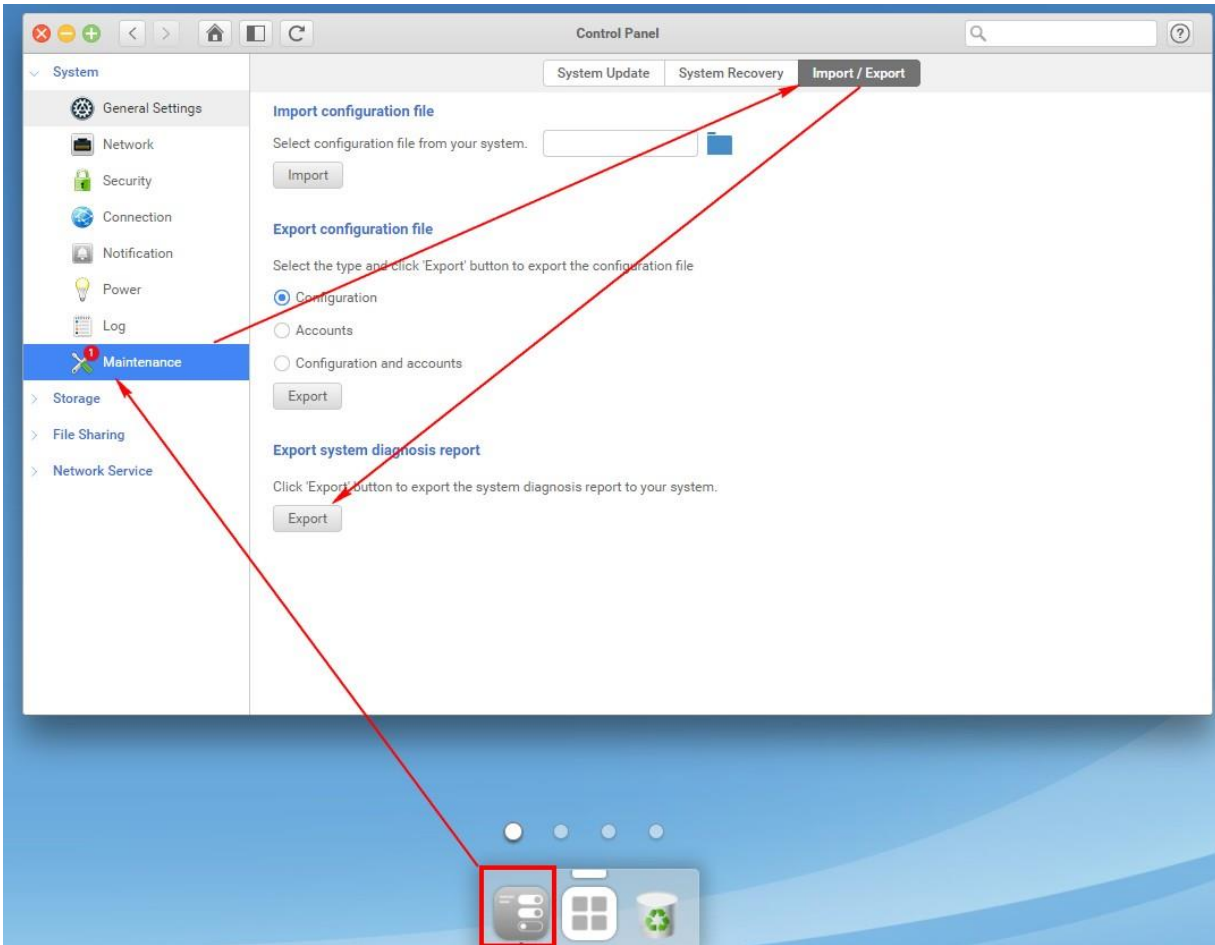
Collect Information for Analysis

1. Product name, model or version, and serial number
2. Firmware version
3. Error messages or screenshot images
4. Product-specific reports and logs
5. Add-on products or components installed
6. Third-party products or components installed

Information for Technical Support

The following system information is necessary for technical support, please refer to following for what and where to get the information of your XN3002T model.

If the technical support requests you to download the service log, please navigate to the QSM UI → **Control Panel** → **System** → **Maintenance** → **Import/Export** → **Export system diagnosis report**, and then click the **Export** button.



1.2. Documentation Feedback

QSAN is committed to providing documentation that meets and exceeds your expectations. To help us improve the documentation, email any errors, suggestions, or comments to docsfeedback@qsan.com.

When submitting your feedback, including the document title, part number, revision, and publication date located on the front cover of the document.

Appendix

End-User License Agreement (EULA)

Please read this document carefully before you use our product or open the package containing our product.

YOU AGREE TO ACCEPT TERMS OF THIS EULA BY USING OUR PRODUCT, OPENING THE PACKAGE CONTAINING OUR PRODUCT OR INSTALLING THE SOFTWARE INTO OUR PRODUCT. IF YOU DO NOT AGREE TO TERMS OF THIS EULA, YOU MAY RETURN THE PRODUCT TO THE RESELLER WHERE YOU PURCHASED IT FOR A REFUND IN ACCORDANCE WITH THE RESELLER'S APPLICABLE RETURN POLICY.

General

QSAN Technology, Inc. ("QSAN") is willing to grant you ("User") a license of software, firmware and/or other product sold, manufactured or offered by QSAN ("the Product") pursuant to this EULA.

License Grant

QSAN grants to User a personal, non-exclusive, non-transferable, non-distributable, non-assignable, non-sub-licensable license to install and use the Product pursuant to the terms of this EULA. Any right beyond this EULA will not be granted.

Intellectual Property Right

Intellectual property rights relative to the Product are the property of QSAN or its licensor(s). User will not acquire any intellectual property by this EULA.

License Limitations

The user may not, and may not authorize or permit any third party to (a) use the Product for any purpose other than in connection with the Product or in a manner inconsistent with the design or documentations of the Product; (b) license, distribute, lease, rent, lend, transfer, assign or otherwise dispose of the Product or use the Product in any commercial hosted or service bureau environment; (c) reverse engineer, decompile, disassemble or attempt to discover the source code for or any trade

secrets related to the Product, except and only to the extent that such activity is expressly permitted by applicable law notwithstanding this limitation; (d) adapt, modify, alter, translate or create any derivative works of the Licensed Software; (e) remove, alter or obscure any copyright notice or other proprietary rights notice on the Product; or (f) circumvent or attempt to circumvent any methods employed by QSAN to control access to the components, features or functions of the Product.

Disclaimer

QSAN DISCLAIMS ALL WARRANTIES OF PRODUCT, INCLUDING BUT NOT LIMITED TO ANY MERCHANTABILITY, FITNESS FOR A PARTICULAR PURPOSE, WORKMANLIKE EFFORT, TITLE, AND NON-INFRINGEMENT. ALL PRODUCTS ARE PROVIDED “AS IS” WITHOUT WARRANTY OF ANY KIND. QSAN MAKES NO WARRANTY THAT THE PRODUCT WILL BE FREE OF BUGS, ERRORS, VIRUSES OR OTHER DEFECTS.

IN NO EVENT WILL QSAN BE LIABLE FOR THE COST OF COVER OR FOR ANY DIRECT, INDIRECT, SPECIAL, PUNITIVE, INCIDENTAL, CONSEQUENTIAL OR SIMILAR DAMAGES OR LIABILITIES WHATSOEVER (INCLUDING, BUT NOT LIMITED TO LOSS OF DATA, INFORMATION, REVENUE, PROFIT OR BUSINESS) ARISING OUT OF OR RELATING TO THE USE OR INABILITY TO USE THE PRODUCT OR OTHERWISE UNDER OR IN CONNECTION WITH THIS EULA OR THE PRODUCT, WHETHER BASED ON CONTRACT, TORT (INCLUDING NEGLIGENCE), STRICT LIABILITY OR OTHER THEORY EVEN IF QSAN HAS BEEN ADVISED OF THE POSSIBILITY OF SUCH DAMAGES.

Limitation of Liability

IN ANY CASE, QSAN’S LIABILITY ARISING OUT OF OR IN CONNECTION WITH THIS EULA OR THE PRODUCT WILL BE LIMITED TO THE TOTAL AMOUNT ACTUALLY AND ORIGINALLY PAID BY CUSTOMER FOR THE PRODUCT. The foregoing Disclaimer and Limitation of Liability will apply to the maximum extent permitted by applicable law. Some jurisdictions do not allow the exclusion or limitation of incidental or consequential damages, so the exclusions and limitations set forth above may not apply.

Termination

If User breaches any of its obligations under this EULA, QSAN may terminate this EULA and take remedies available to QSAN immediately.

Miscellaneous

- QSAN reserves the right to modify this EULA.
- QSAN reserves the right to renew the software or firmware anytime.
- QSAN may assign its rights and obligations under this EULA to any third party without condition.
- This EULA will be binding upon and will inure to User's successors and permitted assigns.
- This EULA shall be governed by and constructed according to the laws of R.O.C. Any disputes arising from or in connection with this EULA, User agree to submit to the jurisdiction of Taiwan Shilin district court as first instance trial.