



XMirror

QSAN Technology, Inc.
www.QSAN.com

© Copyright 2019 QSAN Technology, Inc. All rights reserved. No part of this document may be reproduced or transmitted without written permission from QSAN Technology, Inc.

Edition 1.0 (February 2019)



This edition applies to QSM storage systems. QSAN believes the information in this publication is accurate as of its publication date. The information is subject to change without notice.

Trademarks

QSAN, the QSAN logo, and QSAN.com are trademarks or registered trademarks of QSAN Technology, Inc.

Intel, Xeon, Pentium, Core, Celeron and Intel Inside logo are trademarks of Intel Corporation in the United States and other countries.

Other trademarks and trade names used in this document to refer to either the entities claiming the marks and names or their products are the property of their respective owners.

Notices

The information contained in this document has been reviewed for accuracy. But it could include typographical errors or technical inaccuracies. Changes are made to the document periodically. These changes will be incorporated in new editions of the publication. QSAN may make improvements or changes in the products. All features, functionality, and product specifications are subject to change without prior notice or obligation. All statements, information, and recommendations in this document do not constitute a warranty of any kind, express or implied.

Any performance data contained herein was determined in a controlled environment. Therefore, the results obtained in other operating environments may vary significantly. Some measurements may have been made on development-level systems and there is no guarantee that these measurements will be the same on generally available systems. Furthermore, some measurements may have been estimated through extrapolation. Actual results may vary. Users of this document should verify the applicable data for their specific environment.

This information contains examples of data and reports used in daily business operations. To illustrate them as completely as possible, the examples include the names of individuals, companies, brands, and products.

All of these names are fictitious and any similarity to the names and addresses used by an actual business enterprise is entirely coincidental.

Table of Contents

Notices	i
前言	
關於本指南.....	3
技術支援.....	3
Information, Tip and Caution.....	4
XMirror	5
聽眾.....	5
介紹.....	5
運作理論.....	6
最佳做法.....	13
結論.....	13
適用於.....	13
Support and Other Resources.....	14
1.1. Getting Technical Support	14
1.2. Documentation Feedback.....	15
Appendix	16
End-User License Agreement (EULA).....	16

前言

關於本指南

本指南將幫助 QSM 用戶使用 XMirror 備份和同步數據到不同的 NAS。我們將在下一章介紹如何配置 XMirror。

**CAUTION:**

請勿嘗試自行維修，更換，拆卸或升級設備的組件。這樣做可能會違反保修條款或在使用不當的情況下遭受觸電的情形。請向授權服務人員諮詢所有維修事宜 請始終按照本使用說明書中的說明進行操作。

技術支援

您是否有任何疑問或需要幫助解決問題？請聯繫 QSAN 支持，我們會盡快回復您。

- Via the Web: http://www.qsan.com/en/contact_support.php
- Via Telephone: +886-2-7720-2118 extension 136
(Service hours: 09:30 - 18:00, Monday - Friday, UTC+8)
- Via Skype Chat, Skype ID: qsan.support
(Service hours: 09:30 - 02:00, Monday - Friday, UTC+8, Summertime: 09:30 - 01:00)
- Via Email: support@qsan.com

Information, Tip and Caution

本手冊使用以下符號提請注意重要的安全和操作信息。



INFORMATION:

INFORMATION 提供有用的知識，定義或術語以供參考。



TIP:

TIP 為更有效地執行任務提供了有用的建議。



CAUTION:

CAUTION 表示未採取指定操作可能導致系統損壞。

XMirror

聽眾

本文檔適用於對 XMirror 功能感興趣的 QSAN 客戶和合作夥伴。此文檔是基於讀者很熟悉 QSAN 產品並具有一般 IT 經驗，包括系統或網絡管理員的基本知識所設計。如果有任何問題，請諮詢用戶產品手冊，或聯繫 QSAN 支持以獲得進一步的幫助。

介紹

隨著近年來備份需求的增加，我們注意到傳統的快照複製和遠程複製（眾所周知的 Rsync）對於客戶的多樣化環境來說是不夠的。因此，我們提供了新的備份功能 - XMirror，這是 QSAN 的獨特功能。它為客戶提供了更方便的備份/恢復，以及更高的備份傳輸安全性。

**INFORMATION:**

當數據處於閒置狀態時，將觸發 XMirror 備份過程，這意味著如果用戶繼續訪問和編輯數據，則數據將不會同步到其他 NAS。

運作理論

我們將介紹 XMirror 的概念和操作，請參閱下面的內容。

區域

XMirror 的概念基於“區域”，XMirror 可以創建一個涉及多個 NAS 文件夾的區域 (Max : 8)。然後，XMirror 將自動同步此備份區域中的數據，確保所有文件夾都存儲了相同的數據。有關更多 XMirror 操作，請參閱下面的內容。

單向區和雙向區

首先，在區域中，有一個名為 - 本地文件夾的文件夾。如果將區域設置為單向同步區域，則此區域的此 NAS 本地文件夾中的任何更改都將同步到其他文件夾，但來自其他文件夾的任何更改都不會同步到此區域的此 NAS 本地文件夾。

但是，如果將此區域設置為雙向同步區域，則每個文件夾的任何更改都將與此區域一起同步。

版本回滾

有時用戶可能會錯誤地編輯文件，我們提供版本回滾，這將幫助用戶將文件回滾到特定版本。默認版本數為“1”，最大版本數為“64”。每次同步時都會生成一個版本。



INFORMATION:

請注意，本地文件夾的版本回滾只能在雙向同步區域中操作，因為版本回滾功能可幫助用戶恢復由 XMirror 刪除的文件。

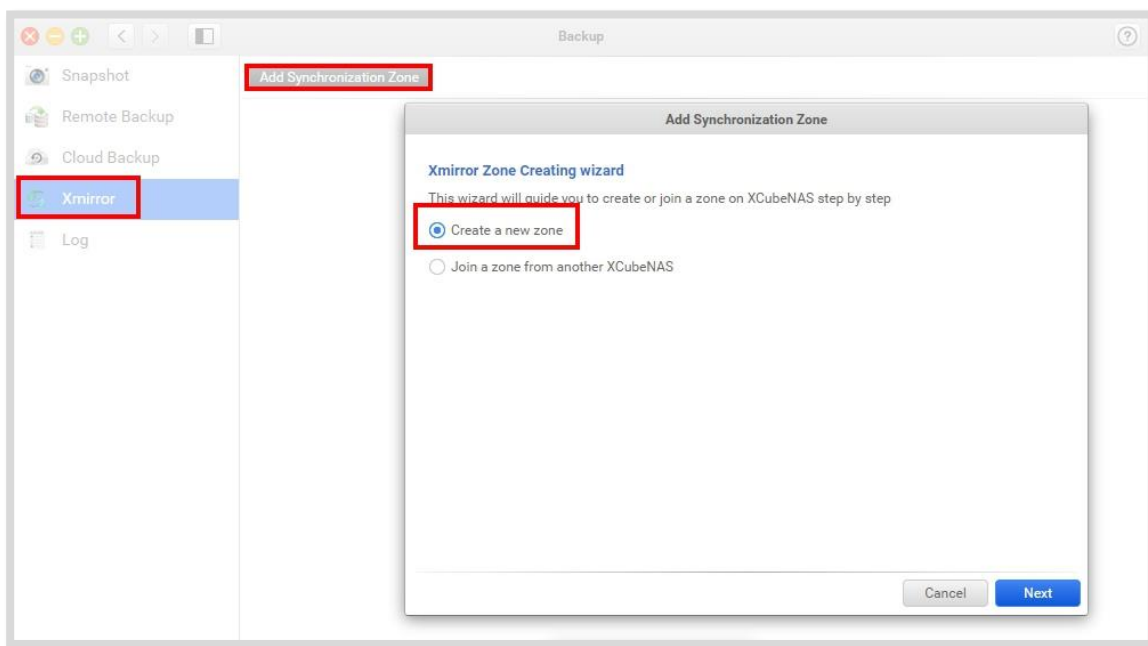
在單向同步區域中，只有遠程文件夾中的數據可能被 XMirror 刪除。讓我們以此為例，如果用戶從本地文件夾中刪除數據 A，則 XMirror 將確保數據與遠程文件夾的一致性，因此遠程文件夾中的 dada-A 也將被 XMirror 刪除。

配置 XMirror

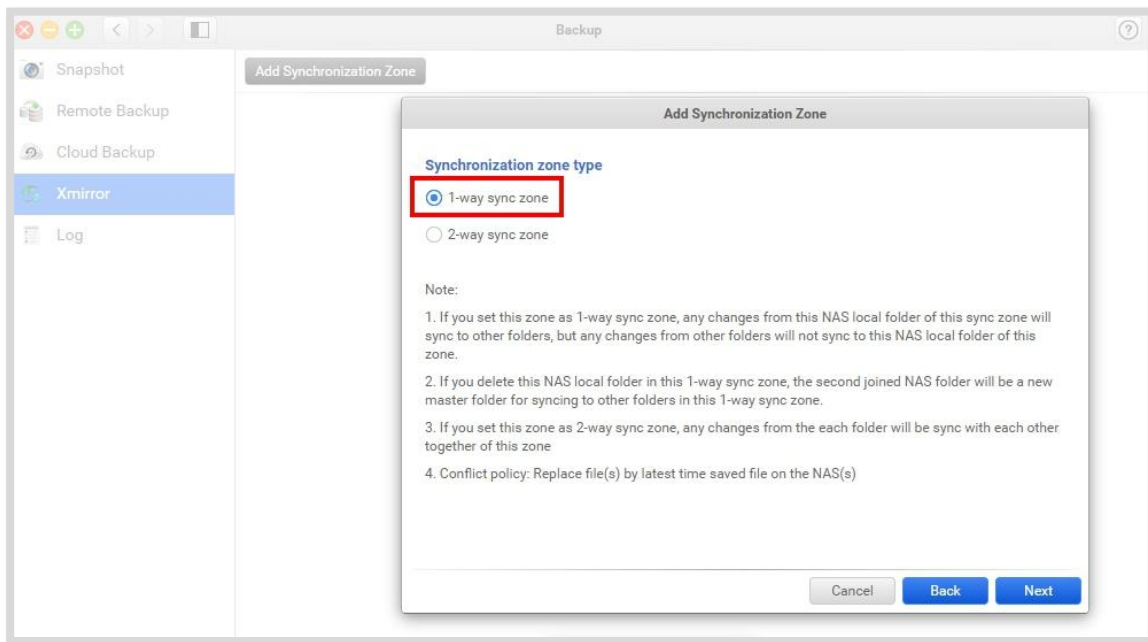
以下是使用兩個 XCube NAS 設備創建單向同步和雙向同步區域的示例。

設置單向同步

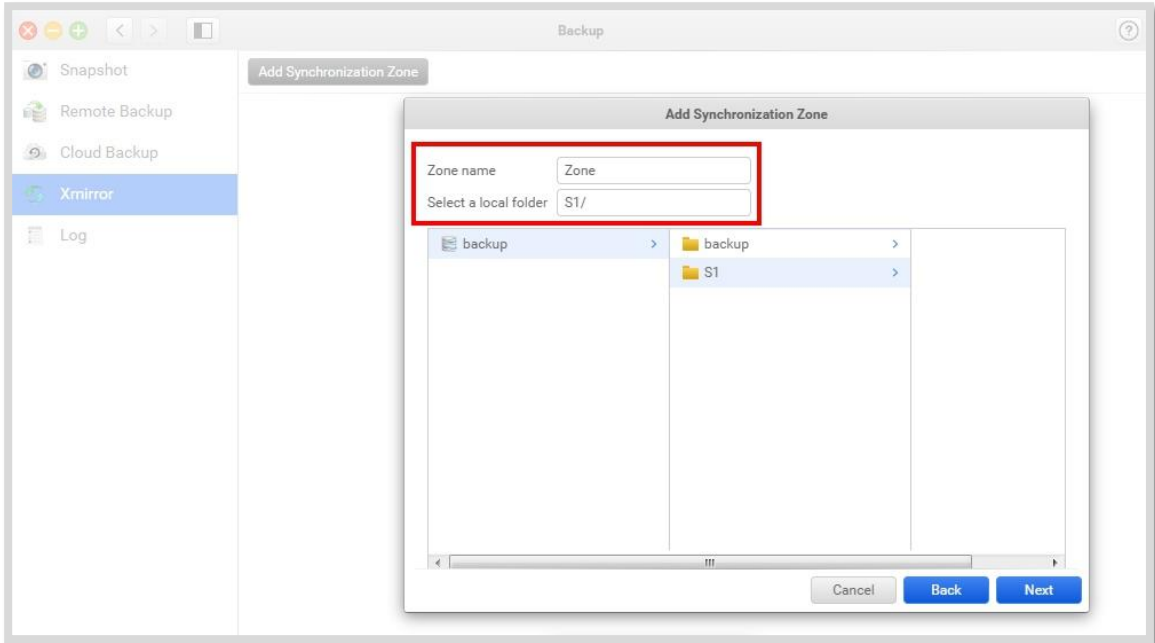
1. 在 Backup APP -> XMirror 中，添加同步區域



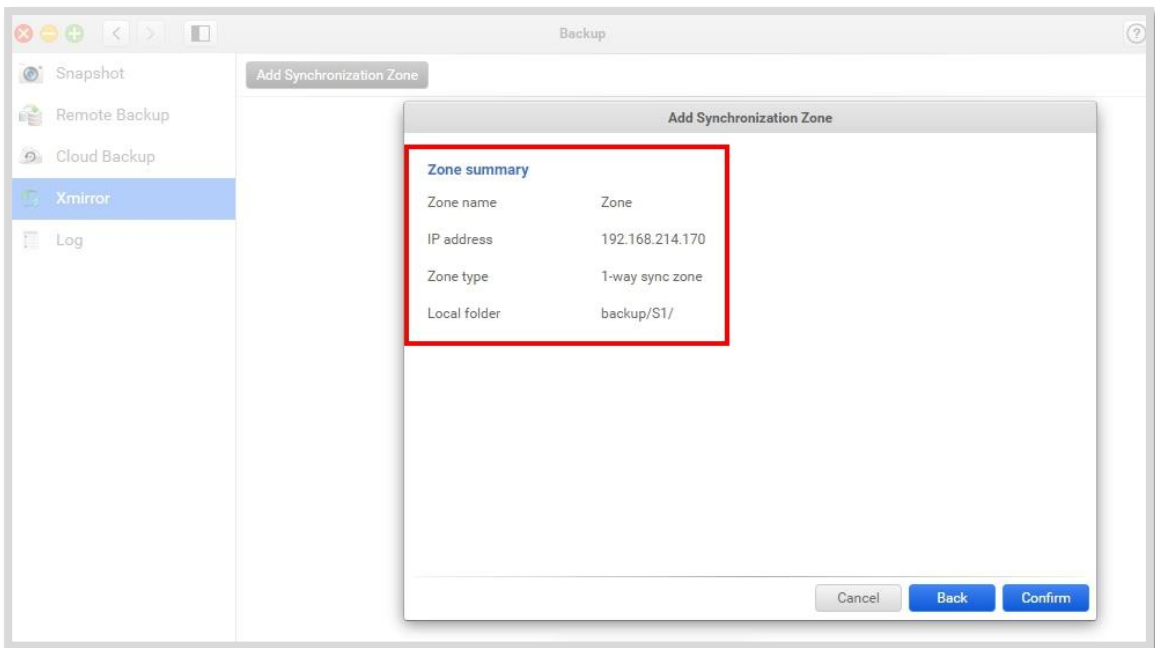
2. 選擇單向同步區域



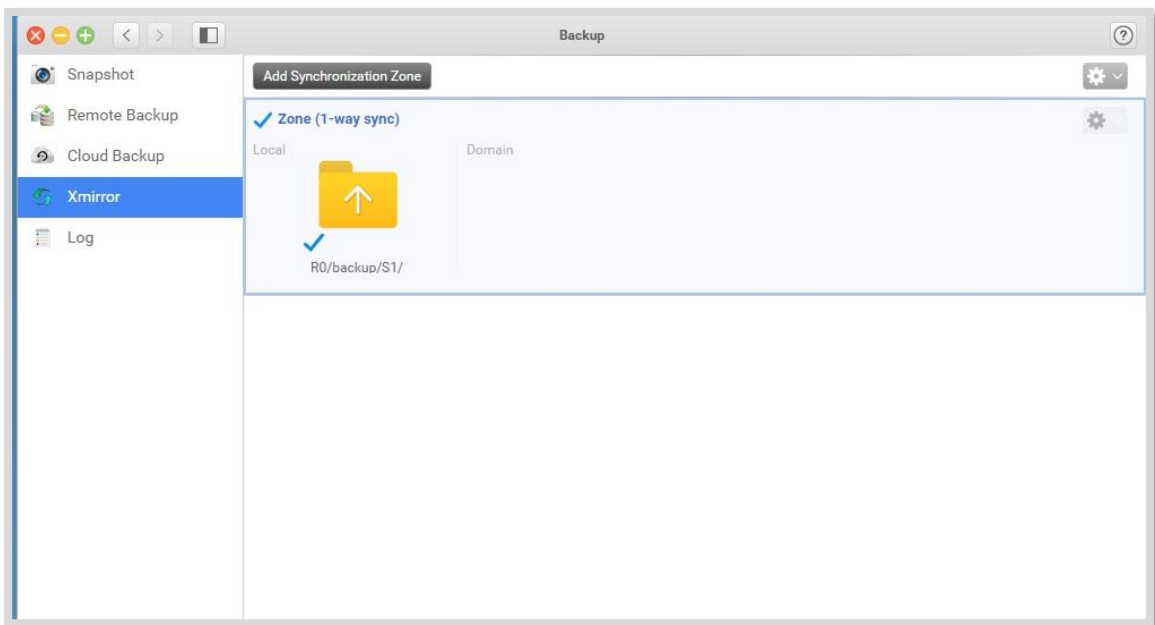
3. 輸入區域名稱，然後選擇本地文件夾



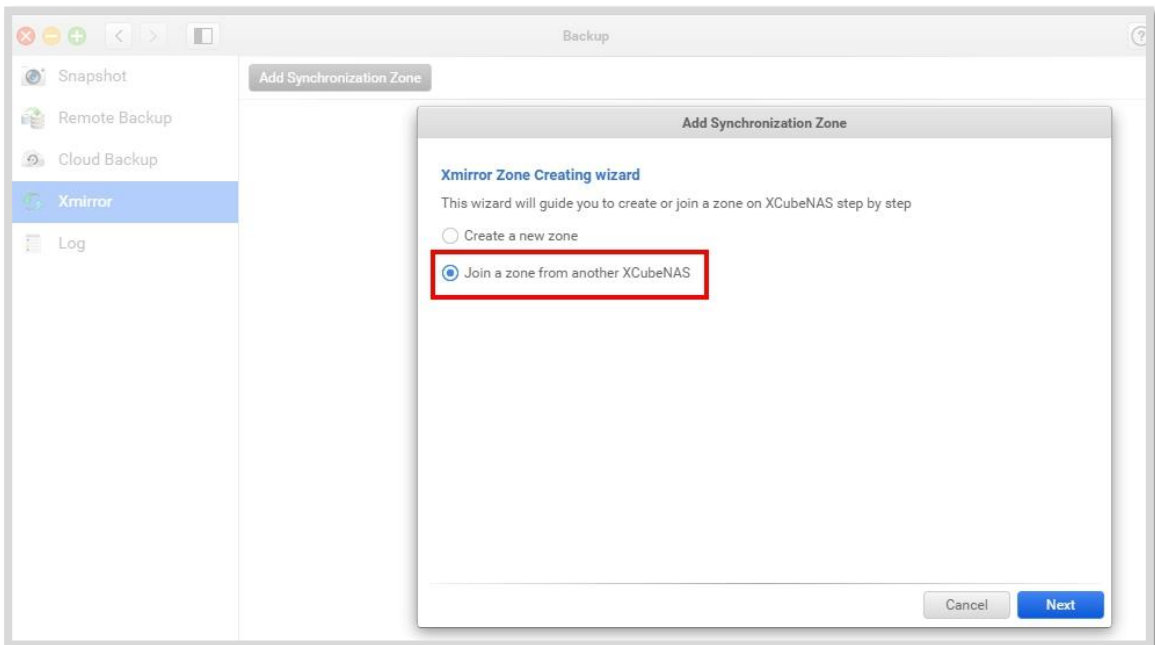
4. 檢查區域摘要



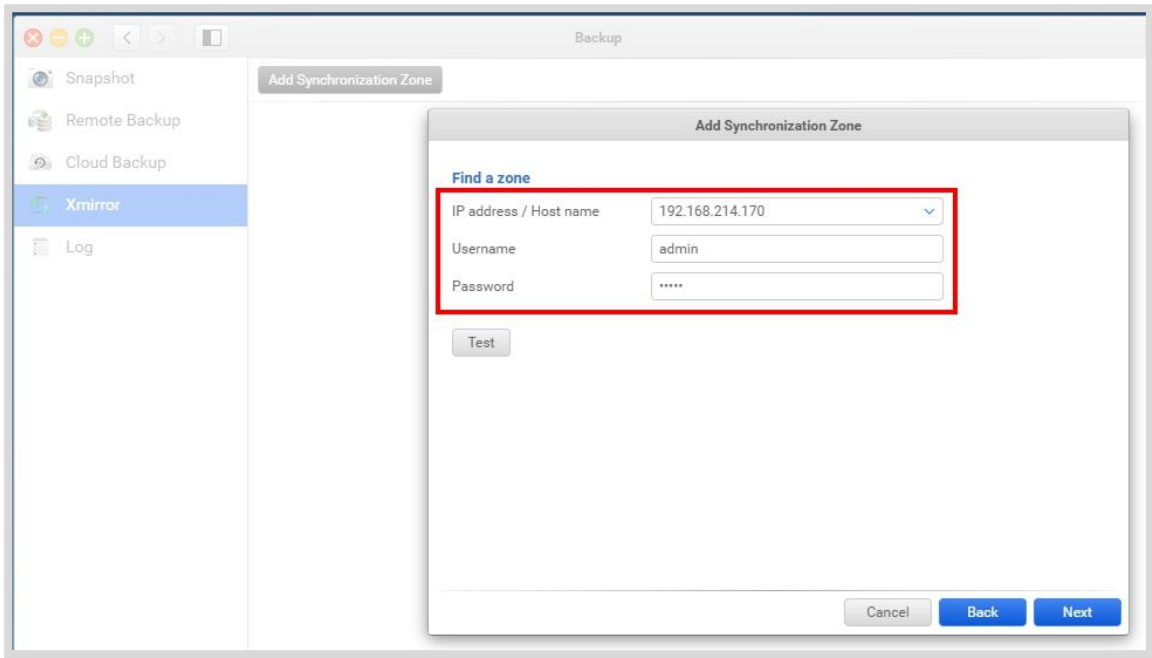
5. 在這裡可以看到區域已經創建，然後我們還需要將另一個 NAS 加入到該區域



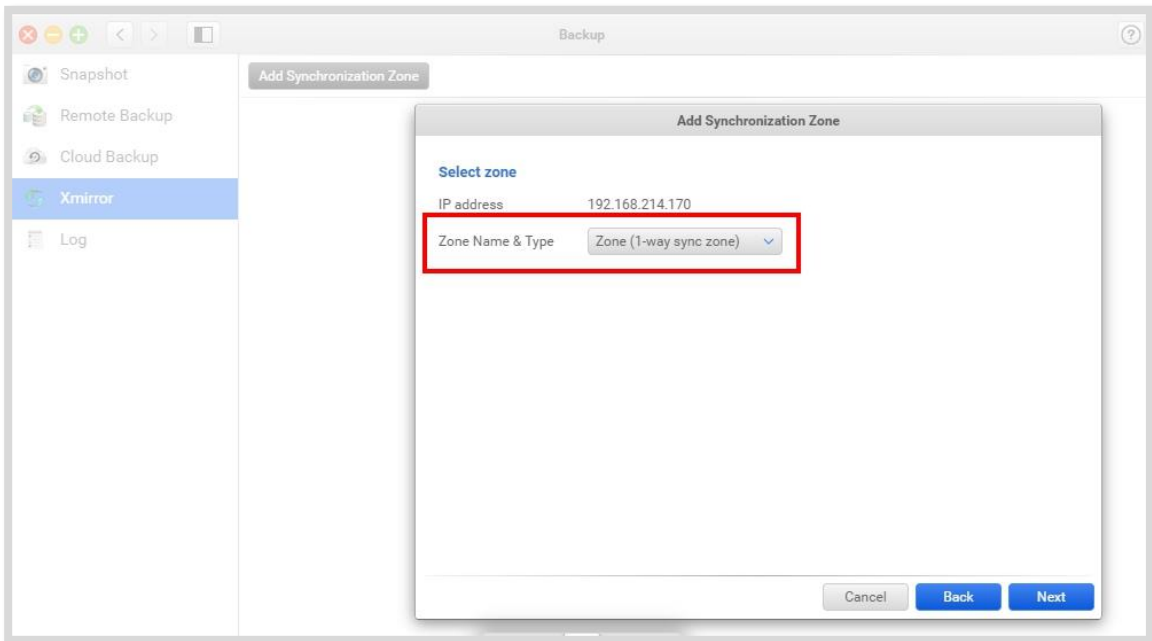
6. 切換到另一個 NAS，然後選擇加入 Backup APP -> XMirror 中的區域



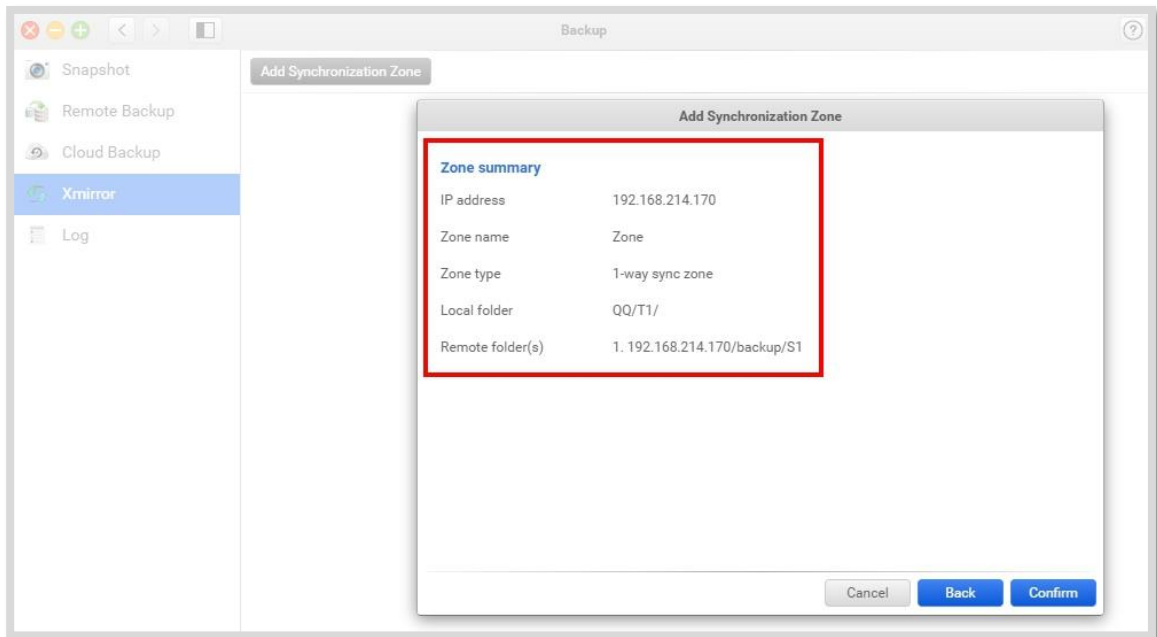
7. 鍵入我們創建區域的 NAS 的 IP，用戶名和密碼



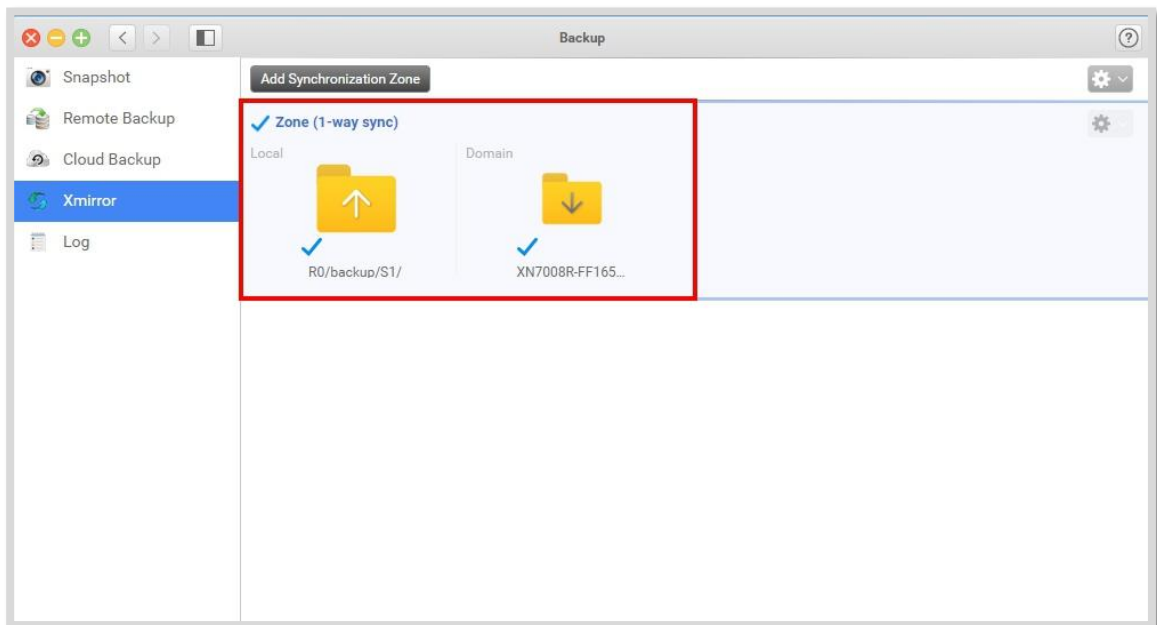
8. 選擇區域



9. 再次檢查區域摘要

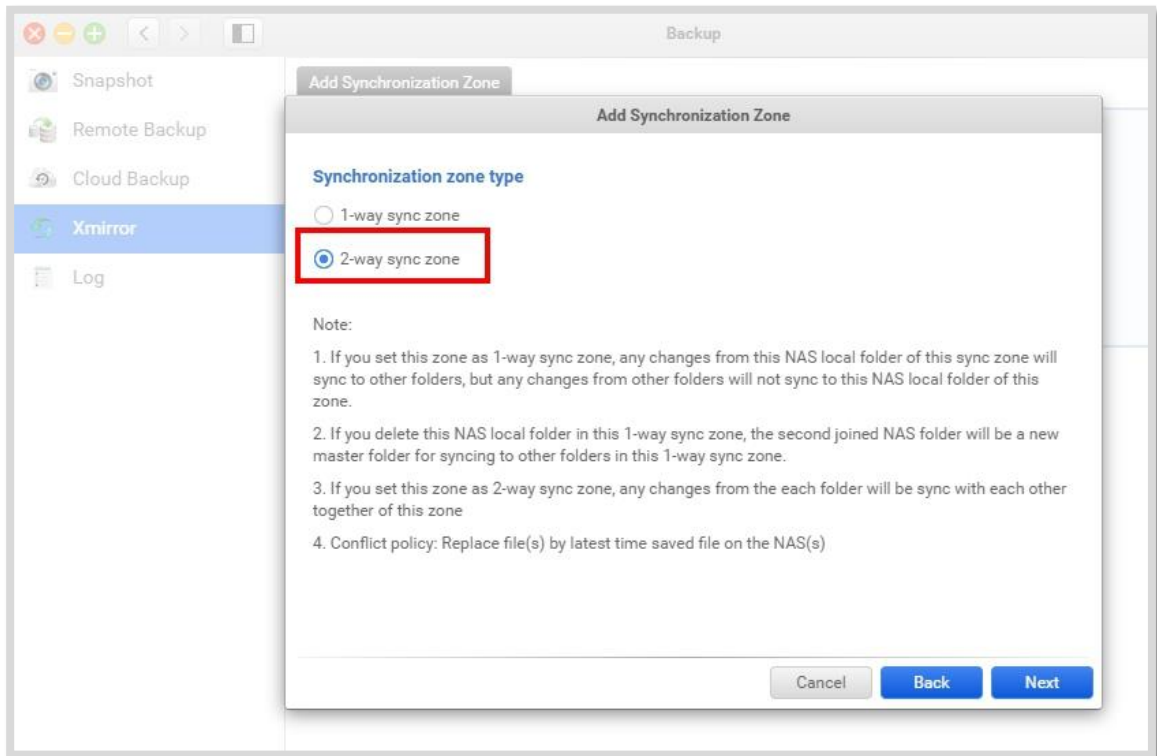


10. 然後我們將看到兩個 NAS 都成功在同一個區域



設置雙向同步

唯一不同的程序是在 step2 中。設置單向同步，請選擇雙向同步區域，如下所示。



最佳做法

案例：單向同步與雙向同步

單向同步的優點是它可以自動保持數據同步到多個遠程文件夾，如果其中一個遠程文件夾出現數據丟失問題或黑客問題，它不會影響本地文件夾或其他遠程文件夾中的數據。

但是，如果本地文件夾中有任何數據損壞導致數據丟失問題，我們可以輕鬆地使用遠程文件夾上的版本回滾功能。這可以滿足大多數對數據安全性和重要性要求很高的用戶。

但對於雙向同步，我們可以輕鬆地使該區域中的所有文件夾自動擁有相同的數據，當修改數據時將同步到其他文件夾。這將有助於一些需要在其環境中同步相同數據的協同工作團隊。然後，雙向同步可以大大減少耗時，從而提高工作效率。

結論

XMirror 提供單向同步，雙向同步和版本回滾功能。用戶可以根據他們的需求在其環境中配置 XMirror 區域。並且還回滾到以前的版本以恢復數據。同步區域概念使 XMirror 可以滿足大多數備份需求的用戶。

適用於

QSM FW 1.0.0 和之後的版本。

Support and Other Resources

1.1. Getting Technical Support

After installing your device, locate the serial number on the sticker located on the side of the chassis and register your product at partner.qsan.com/ (End-User Registration). We recommend registering your product in QSAN partner website for firmware updates, document download, and latest news in eDM. To contact QSAN Support, please use the following information.

1. Via the Web: http://www.qsan.com/en/contact_support.php
2. Via Telephone: +886-2-77
3. -2118 extension 136
(Service hours: 09:30 - 18:00, Monday - Friday, UTC+8)
4. Via Skype Chat, Skype ID: qsan.support
(Service hours: 09:30 - 02:00, Monday - Friday, UTC+8, Summertime: 09:30 - 01:00)
5. Via Email: support@qsan.com

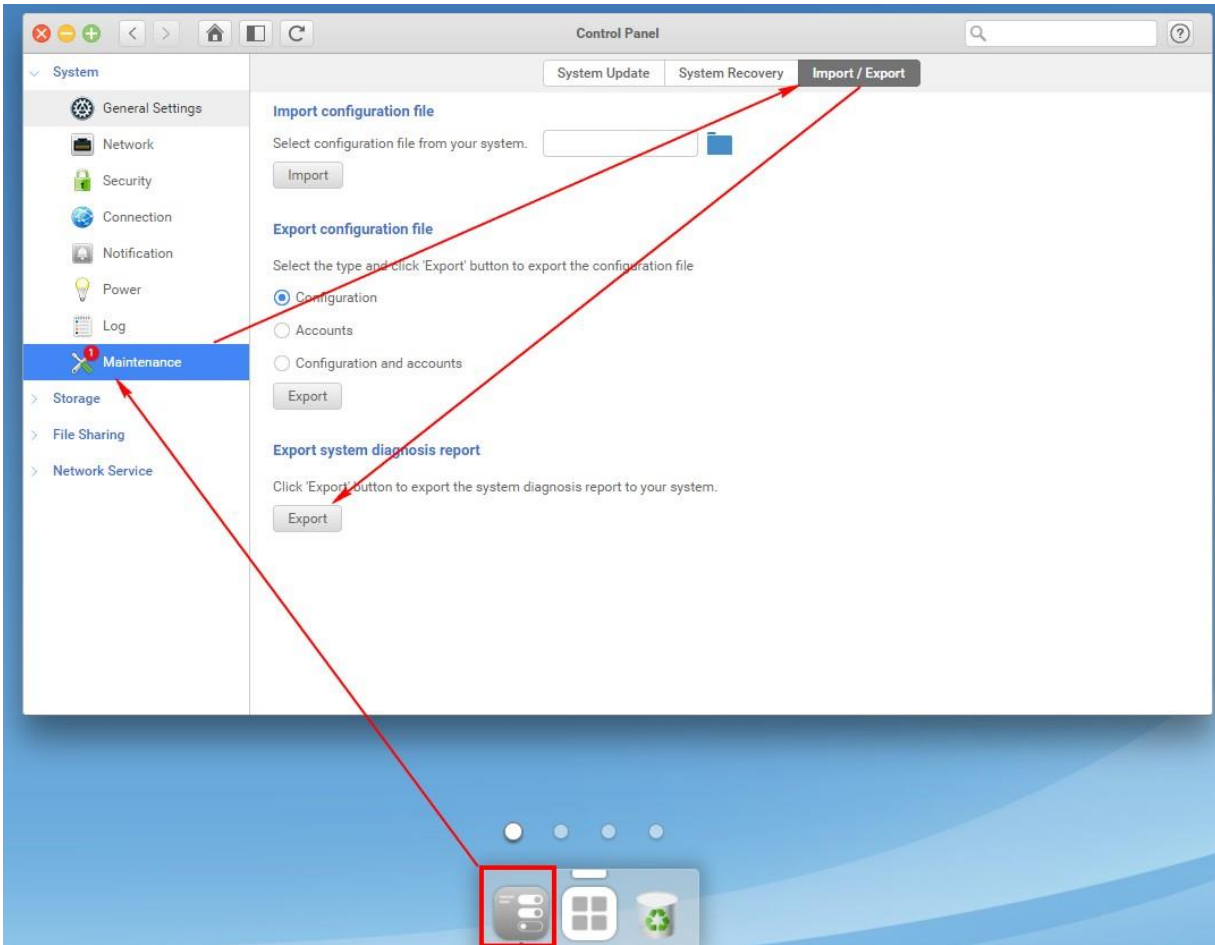
Collect Information for Analysis

1. Product name, model or version, and serial number
2. Firmware version
3. Error messages or screenshot images
4. Product-specific reports and logs
5. Add-on products or components installed
6. Third-party products or components installed

Information for Technical Support

The following system information is necessary for technical support, please refer to following for what and where to get the information of your XN3002T model.

If the technical support requests you to download the service log, please navigate to the QSM UI → **Control Panel** → **System** → **Maintenance** → **Import/Export** → **Export system diagnosis report**, and then click the **Export** button.



1.2. Documentation Feedback

QSAN is committed to providing documentation that meets and exceeds your expectations. To help us improve the documentation, email any errors, suggestions, or comments to docsfeedback@qsan.com.

When submitting your feedback, including the document title, part number, revision, and publication date located on the front cover of the document.

Appendix

End-User License Agreement (EULA)

Please read this document carefully before you use our product or open the package containing our product.

YOU AGREE TO ACCEPT TERMS OF THIS EULA BY USING OUR PRODUCT, OPENING THE PACKAGE CONTAINING OUR PRODUCT OR INSTALLING THE SOFTWARE INTO OUR PRODUCT. IF YOU DO NOT AGREE TO TERMS OF THIS EULA, YOU MAY RETURN THE PRODUCT TO THE RESELLER WHERE YOU PURCHASED IT FOR A REFUND IN ACCORDANCE WITH THE RESELLER'S APPLICABLE RETURN POLICY.

General

QSAN Technology, Inc. ("QSAN") is willing to grant you ("User") a license of software, firmware and/or other product sold, manufactured or offered by QSAN ("the Product") pursuant to this EULA.

License Grant

QSAN grants to User a personal, non-exclusive, non-transferable, non-distributable, non-assignable, non-sub-licensable license to install and use the Product pursuant to the terms of this EULA. Any right beyond this EULA will not be granted.

Intellectual Property Right

Intellectual property rights relative to the Product are the property of QSAN or its licensor(s). User will not acquire any intellectual property by this EULA.

License Limitations

The user may not, and may not authorize or permit any third party to (a) use the Product for any purpose other than in connection with the Product or in a manner inconsistent with the design or documentations of the Product; (b) license, distribute, lease, rent, lend, transfer, assign or otherwise dispose of the Product or use the Product in any commercial hosted or service bureau environment; (c) reverse engineer, decompile, disassemble or attempt to discover the source code for or any trade

secrets related to the Product, except and only to the extent that such activity is expressly permitted by applicable law notwithstanding this limitation; (d) adapt, modify, alter, translate or create any derivative works of the Licensed Software; (e) remove, alter or obscure any copyright notice or other proprietary rights notice on the Product; or (f) circumvent or attempt to circumvent any methods employed by QSAN to control access to the components, features or functions of the Product.

Disclaimer

QSAN DISCLAIMS ALL WARRANTIES OF PRODUCT, INCLUDING BUT NOT LIMITED TO ANY MERCHANTABILITY, FITNESS FOR A PARTICULAR PURPOSE, WORKMANLIKE EFFORT, TITLE, AND NON-INFRINGEMENT. ALL PRODUCTS ARE PROVIDED “AS IS” WITHOUT WARRANTY OF ANY KIND. QSAN MAKES NO WARRANTY THAT THE PRODUCT WILL BE FREE OF BUGS, ERRORS, VIRUSES OR OTHER DEFECTS.

IN NO EVENT WILL QSAN BE LIABLE FOR THE COST OF COVER OR FOR ANY DIRECT, INDIRECT, SPECIAL, PUNITIVE, INCIDENTAL, CONSEQUENTIAL OR SIMILAR DAMAGES OR LIABILITIES WHATSOEVER (INCLUDING, BUT NOT LIMITED TO LOSS OF DATA, INFORMATION, REVENUE, PROFIT OR BUSINESS) ARISING OUT OF OR RELATING TO THE USE OR INABILITY TO USE THE PRODUCT OR OTHERWISE UNDER OR IN CONNECTION WITH THIS EULA OR THE PRODUCT, WHETHER BASED ON CONTRACT, TORT (INCLUDING NEGLIGENCE), STRICT LIABILITY OR OTHER THEORY EVEN IF QSAN HAS BEEN ADVISED OF THE POSSIBILITY OF SUCH DAMAGES.

Limitation of Liability

IN ANY CASE, QSAN’S LIABILITY ARISING OUT OF OR IN CONNECTION WITH THIS EULA OR THE PRODUCT WILL BE LIMITED TO THE TOTAL AMOUNT ACTUALLY AND ORIGINALLY PAID BY CUSTOMER FOR THE PRODUCT. The foregoing Disclaimer and Limitation of Liability will apply to the maximum extent permitted by applicable law. Some jurisdictions do not allow the exclusion or limitation of incidental or consequential damages, so the exclusions and limitations set forth above may not apply.

Termination

If User breaches any of its obligations under this EULA, QSAN may terminate this EULA and take remedies available to QSAN immediately.

Miscellaneous

- QSAN reserves the right to modify this EULA.
- QSAN reserves the right to renew the software or firmware anytime.
- QSAN may assign its rights and obligations under this EULA to any third party without condition.
- This EULA will be binding upon and will inure to User's successors and permitted assigns.
- This EULA shall be governed by and constructed according to the laws of R.O.C. Any disputes arising from or in connection with this EULA, User agree to submit to the jurisdiction of Taiwan Shilin district court as first instance trial.