



## QSAN Expansion Unit

# XE5 Series

High-Density NVMe Expansion Excel in Efficiency

### Key Benefits

#### Extreme Flash Performance

- NVMe-based architecture for high-throughput data access
- Microsecond-level latency for consistent response time
- High IOPS capability for performance-critical workloads
- Support for GPUDirect Storage to enable direct data transfer between storage and GPU for accelerated workloads Enterprise Reliability

#### Enterprise Reliability

- 99.9999% high availability with overall modular design performs no single point of failure
- Non-disruptive firmware upgrade and backup appliance reach zero downtime

#### Effortless Management

- Centralized management through XInsight platform
- Support RESTful API and SNMP for system integration
- Simplified monitoring and maintenance

### Born in Flash, Built for Agility

QSAN XE5 is an NVMe JBOF platform that provides high-density all NVMe flash expansion designed for performance-oriented enterprise environments. With flash-based architecture, the system delivers consistent low-latency response and high throughput, enabling efficient data access for AI workloads, database systems, and other data-intensive applications.

### High-Performance End-to-End NVMe Architecture

The platform adopts a high-density NVMe SSD design to support parallel I/O processing and sustained throughput under demanding workloads, delivering up to 400 Gb/s bandwidth. With NVIDIA® GPUDirect Storage support, XE5 ensures stable performance and minimizes response time impact across applications requiring continuous data access.

### Scalable Performance Expansion

The system is designed to support flexible deployment across QSAN storage platforms and server direct-attached environments. By providing high-performance flash expansion that can be integrated with both QSAN systems and external servers, it enables organizations to adjust performance capacity based on workload requirements. This approach allows more efficient resource allocation and simplifies scaling in performance-driven scenarios across diverse infrastructure architectures.

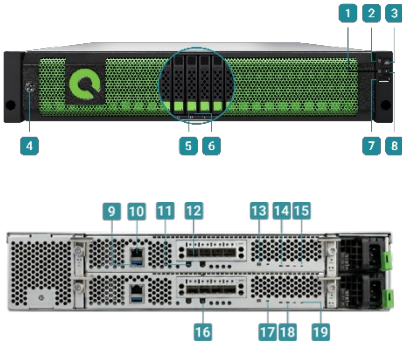
### Enterprise Availability

To ensure continuous operation, the platform adopts a redundant and modular hardware design. Key components are designed to support hot-swappable replacement, allowing maintenance without interrupting system operation. This design reduces service downtime and ensures stable operation for business-critical environments.

### Simplified Management

The platform supports centralized management through the QSAN XInsight platform, enabling administrators to monitor, control, and coordinate operations across multiple systems from a unified interface. With cross-system interaction consolidation capabilities, XInsight allows administrators to manage resources, monitor performance, and streamline workflows across storage environments.

## Appearance

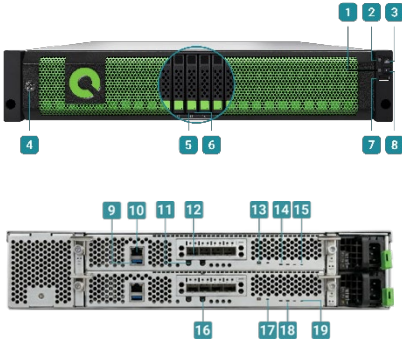


1. Enclosure Status LED
2. Enclosure Access LED
3. Enclosure Power Button / LED
4. Bezel Lock
5. Disk Drive Status LED
6. Disk Drive Power LED
7. USB Port
8. UID (Unique Identifier) Button / LED
9. USB Port
10. 2.5 GbE LAN Port
11. Console Port
12. Host Connection Port
13. Buzzer Mute Button
14. Controller Status LED
15. Dirty Cache LED
16. Service Port
17. Reset to Factory Default Button
18. Master / Slave LED (only for dual controllers)
19. UID (Unique Identifier) LED

## System Specification

Model Name	XE5026D-400G	XE5026S-200G
Architecture	Dual-active controller	Single-upgradable controller
<b>CPU</b>		
Processor	Intel® Xeon® 4-core x 2	Intel® Xeon® 4-core
<b>Memory</b>		
Memory Module Pre-installed	16 GB DDR4 DIMM	8 GB DDR4 DIMM
Total Memory Slots	2	1
<b>Storage</b>		
Drive Bays	2.5" Slot x 26	
Compatible Drive Type	2.5" dual-port U.2 NVMe SSD	2.5" single-port U.2 NVMe SSD
Drive Interface	U.2 NVMe (PCIe Gen 4)	
Maximum Internal Raw Capacity	1,597 TB	
Hot Swappable Drive	Yes	
<b>Connectivity Port</b>		
Host Connection Port	4 x 100 GbE QSFP LAN Port	2 x 100 GbE QSFP LAN Port
2.5 GbE RJ45 LAN Port	2 (onboard management port)	1 (onboard management port)
<b>Expansion and External Port</b>		
USB Port	1 (front) / 2 (rear)	1 (front) / 1 (rear)
Others	Console Port x 2, Service Port x 2	Console Port x 1, Service Port x 1
<b>Software Specification</b>		
Software Acceleration	NVIDIA® GPUDirect Storage	
Transportation Protocols	NVMe-oF (TCP / RoCE)	
Management	Web UI / RESTful API / S.E.S. / LCM	
<b>Appearance</b>		
Dimension (H x W x D) (mm)	88 x 438 x 573	
Net Weight (kg)	19.6	16.5
Gross Weight (kg)	28.6	25.5
<b>Others</b>		
System Fan	8 pcs	4 pcs
Power Supply Unit	850 W x 2 (80 Plus Platinum)	
Power Input	100 - 240 VAC, 50/60 Hz	
Power Consumption	812 W / 2,770 BTU	
Certification	CE / FCC / BSMI	
Standard Warranty	System: 5 years	

## Appearance

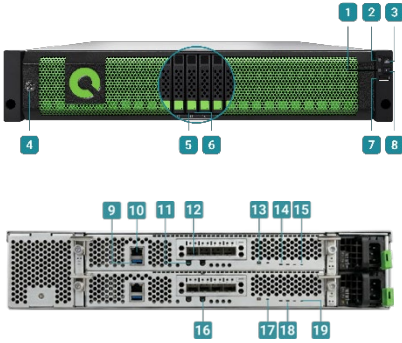


1. Enclosure Status LED
2. Enclosure Access LED
3. Enclosure Power Button / LED
4. Bezel Lock
5. Disk Drive Status LED
6. Disk Drive Power LED
7. USB Port
8. UID (Unique Identifier) Button / LED
9. USB Port
10. 2.5 GbE LAN Port
11. Console Port
12. Host Connection Port
13. Buzzer Mute Button
14. Controller Status LED
15. Dirty Cache LED
16. Service Port
17. Reset to Factory Default Button
18. Master / Slave LED (only for dual controllers)
19. UID (Unique Identifier) LED

## System Specification

Model Name	XE5026D-200G	XE5026S-100G
Architecture	Dual-active controller	Single-upgradable controller
<b>CPU</b>		
Processor	Intel® Xeon® 4-core x 2	Intel® Xeon® 4-core
<b>Memory</b>		
Memory Module Pre-installed	16 GB DDR4 DIMM	8 GB DDR4 DIMM
Total Memory Slots	2	1
<b>Storage</b>		
Drive Bays	2.5" Slot x 26	
Compatible Drive Type	2.5" dual-port U.2 NVMe SSD	2.5" single-port U.2 NVMe SSD
Drive Interface	U.2 NVMe (PCIe Gen 4)	
Maximum Internal Raw Capacity	1,597 TB	
Hot Swappable Drive	Yes	
<b>Connectivity Port</b>		
Host Connection Port	8 x 25 GbE SFP28 LAN Port	4 x 25 GbE SFP28 LAN Port
2.5 GbE RJ45 LAN Port	2 (onboard management port)	1 (onboard management port)
<b>Expansion and External Port</b>		
USB Port	1 (front) / 2 (rear)	1 (front) / 1 (rear)
Others	Console Port x 2, Service Port x 2	Console Port x 1, Service Port x 1
<b>Software Specification</b>		
Software Acceleration	NVIDIA® GPUDirect Storage	
Transportation Protocols	NVMe-oF (TCP / RoCE)	
Management	Web UI / RESTful API / S.E.S. / LCM	
<b>Appearance</b>		
Dimension (H x W x D) (mm)	88 x 438 x 573	
Net Weight (kg)	19.6	16.5
Gross Weight (kg)	28.6	25.5
<b>Others</b>		
System Fan	8 pcs	4 pcs
Power Supply Unit	850 W x 2 (80 Plus Platinum)	
Power Input	100 - 240 VAC, 50/60 Hz	
Power Consumption	812 W / 2,770 BTU	
Certification	CE / FCC / BSMI	
Standard Warranty	System: 5 years	

## Appearance

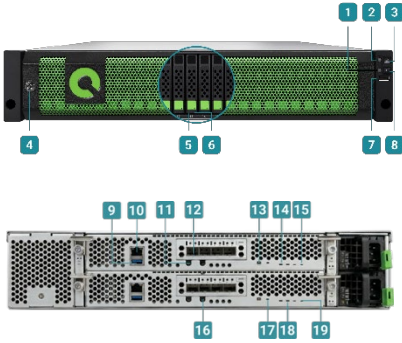


1. Enclosure Status LED
2. Enclosure Access LED
3. Enclosure Power Button / LED
4. Bezel Lock
5. Disk Drive Status LED
6. Disk Drive Power LED
7. USB Port
8. UID (Unique Identifier) Button / LED
9. USB Port
10. 2.5 GbE LAN Port
11. Console Port
12. Host Connection Port
13. Buzzer Mute Button
14. Controller Status LED
15. Dirty Cache LED
16. Service Port
17. Reset to Factory Default Button
18. Master / Slave LED (only for dual controllers)
19. UID (Unique Identifier) LED

## System Specification

Model Name	XE5026D-100G	XE5026S-50G
Architecture	Dual-active controller	Single-upgradable controller
<b>CPU</b>		
Processor	Intel® Xeon® 4-core x 2	Intel® Xeon® 4-core
<b>Memory</b>		
Memory Module Pre-installed	16 GB DDR4 DIMM	8 GB DDR4 DIMM
Total Memory Slots	2	1
<b>Storage</b>		
Drive Bays	2.5" Slot x 26	
Compatible Drive Type	2.5" dual-port U.2 NVMe SSD	2.5" single-port U.2 NVMe SSD
Drive Interface	U.2 NVMe (PCIe Gen 4)	
Maximum Internal Raw Capacity	1,597 TB	
Hot Swappable Drive	Yes	
<b>Connectivity Port</b>		
Host Connection Port	4 x 25 GbE SFP28 LAN Port	2 x 25 GbE SFP28 LAN Port
2.5 GbE RJ45 LAN Port	2 (onboard management port)	1 (onboard management port)
<b>Expansion and External Port</b>		
USB Port	1 (front) / 2 (rear)	1 (front) / 1 (rear)
Others	Console Port x 2, Service Port x 2	Console Port x 1, Service Port x 1
<b>Software Specification</b>		
Software Acceleration	NVIDIA® GPUDirect Storage	
Transportation Protocols	NVMe-oF (TCP / RoCE)	
Management	Web UI / RESTful API / S.E.S. / LCM	
<b>Appearance</b>		
Dimension (H x W x D) (mm)	88 x 438 x 573	
Net Weight (kg)	19.6	16.5
Gross Weight (kg)	28.6	25.5
<b>Others</b>		
System Fan	8 pcs	4 pcs
Power Supply Unit	850 W x 2 (80 Plus Platinum)	
Power Input	100 - 240 VAC, 50/60 Hz	
Power Consumption	812 W / 2,770 BTU	
Certification	CE / FCC / BSMI	
Standard Warranty	System: 5 years	

## Appearance



1. Enclosure Status LED
2. Enclosure Access LED
3. Enclosure Power Button / LED
4. Bezel Lock
5. Disk Drive Status LED
6. Disk Drive Power LED
7. USB Port
8. UID (Unique Identifier) Button / LED
9. USB Port
10. 2.5 GbE LAN Port
11. Console Port
12. Host Connection Port
13. Buzzer Mute Button
14. Controller Status LED
15. Dirty Cache LED
16. Service Port
17. Reset to Factory Default Button
18. Master / Slave LED (only for dual controllers)
19. UID (Unique Identifier) LED

## System Specification

Model Name	XE5026D-80G	XE5026S-40G
Architecture	Dual-active controller	Single-upgradable controller
<b>CPU</b>		
Processor	Intel® Xeon® 4-core x 2	Intel® Xeon® 4-core
<b>Memory</b>		
Memory Module Pre-installed	16 GB DDR4 DIMM	8 GB DDR4 DIMM
Total Memory Slots	2	1
<b>Storage</b>		
Drive Bays	2.5" Slot x 26	
Compatible Drive Type	2.5" dual-port U.2 NVMe SSD	2.5" single-port U.2 NVMe SSD
Drive Interface	U.2 NVMe (PCIe Gen 4)	
Maximum Internal Raw Capacity	1,597 TB	
Hot Swappable Drive	Yes	
<b>Connectivity Port</b>		
Host Connection Port	8 x 10 GbE SFP+ LAN Port	4 x 10 GbE SFP+ LAN Port
2.5 GbE RJ45 LAN Port	2 (onboard management port)	1 (onboard management port)
<b>Expansion and External Port</b>		
USB Port	1 (front) / 2 (rear)	1 (front) / 1 (rear)
Others	Console Port x 2, Service Port x 2	Console Port x 1, Service Port x 1
<b>Software Specification</b>		
Software Acceleration	NVIDIA® GPUDirect Storage	
Transportation Protocols	NVMe-oF (TCP / RoCE)	
Management	Web UI / RESTful API / S.E.S. / LCM	
<b>Appearance</b>		
Dimension (H x W x D) (mm)	88 x 438 x 573	
Net Weight (kg)	19.6	16.5
Gross Weight (kg)	28.6	25.5
<b>Others</b>		
System Fan	8 pcs	4 pcs
Power Supply Unit	850 W x 2 (80 Plus Platinum)	
Power Input	100 - 240 VAC, 50/60 Hz	
Power Consumption	812 W / 2,770 BTU	
Certification	CE / FCC / BSMI	
Standard Warranty	System: 5 years	